
GRADUATE SURVEY REPORT

2010-2011

Northern Michigan University



Northern
Michigan
University

Career Services

Northern Michigan University

1401 Presque Isle Avenue

Marquette, MI 49855

(906) 227-2800

Email: careers@nmu.edu

Web: www.nmu.edu/careers

Table of Contents

Executive Summary	2
Results: All Northern Michigan University Degrees	3
Results: Walker L. Cisler College of Business	6
Results: College of Arts & Sciences	9
Results: College of Professional Studies	12
Appendix A: Departments Represented in Each College	15
Appendix B: Majors Represented in Each College	16

2010-2011 Graduate Survey Report

Executive Summary

Introduction

Each year, the Career Services Office is responsible for surveying graduates from all degree programs offered at Northern Michigan University. This survey, and the report which follows, provides a comprehensive picture of the success NMU graduates have as it relates to their career and continuing education endeavors.

The Executive Summary which follows, along with the comprehensive report on which the summary is based, continues to show the strong success rate of NMU graduates. This success is illustrated by an overall reported employment rate of **48.2%**. Furthermore, **68.8%** of those who reported that they were employed indicated that they were satisfied with their current job. And finally, **47.8%** of those who indicated that they were employed reported that they felt their current job was directly related to their academic major.

The categories which follow will illustrate some of the overall data that is presented in the comprehensive report. Readers are encouraged not only to digest the “quick summaries” which follow, but to analyze, share, and celebrate the information which is contained in the report.

Survey Year

The Graduate Survey Report encompasses participants from three commencement exercises. For the report which follows, the Career Services “Survey Year” encompasses those who graduated in August 2010, December 2010, and May 2011.

Survey Methodology

During each commencement rehearsal, the Career Services Staff provides all commencement exercise participants with a copy of the graduate survey. Graduates are given an opportunity to complete the survey and return it to the Career Services staff at the end of rehearsal. Once all surveys are collected, the Career Services staff input the results from each student into the database.

In addition, approximately six (6), ten (10) and fourteen (14) weeks after each commencement, the Career Services staff emails all students that have not yet responded to the survey in an effort to achieve as high a return rate as possible.

RESULTS: ALL NORTHERN MICHIGAN UNIVERSITY DEGREES

AUGUST 2010 – MAY 2011

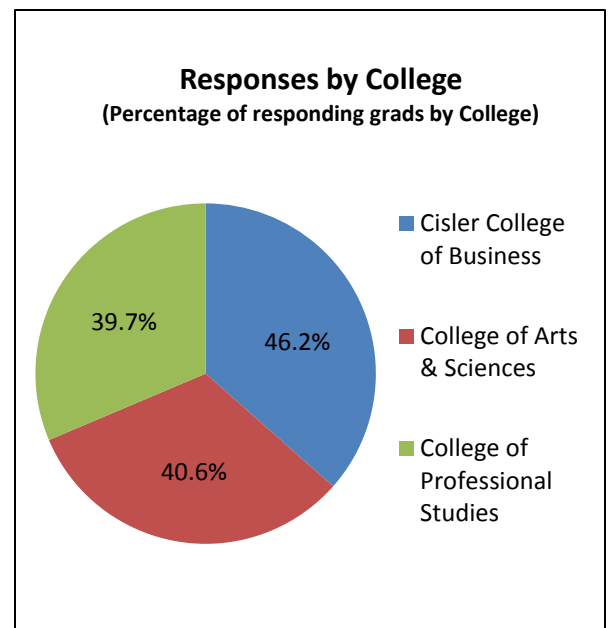
As you examine the Graduate Survey results, please note:

- “Graduating students” includes students who received a:
 - Master’s Degree
 - Bachelor’s Degree
 - Degree/Certification from a non-baccalaureate program
- Data was collected for students graduating in:
 - August 2010
 - December 2010
 - May 2011
- “Employed” and “Continuing Education” are not mutually exclusive choices on the NMU Graduate Survey. Therefore the cumulative percentages listed for these two choices may exceed 100 percent.
- If the percentages do not add up to 100 percent, some respondents to the survey have indicated that they are either “employed” and “continuing education” OR “unemployed” and “continuing education.”
- Percentages indicated are the percent of those responding to the survey.

RESPONSE RATE: 33.8%

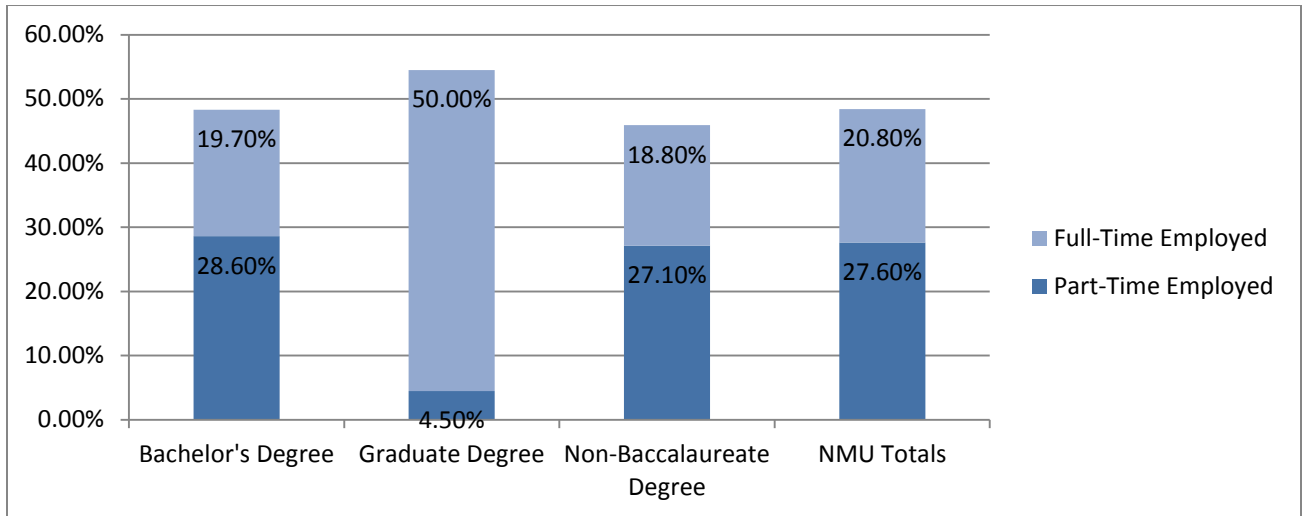
Career Services staff collected data from 577 of the 1,705 graduating students at Northern Michigan University, for an overall response rate of 33.8%.

	Total # of Grads	# Grads Responding	% Grads Responding
Cisler College of Business	175	75	42.9%
College of Arts & Sciences	684	255	37.3%
College of Professional Studies	846	247	29.2%
NMU Overall Totals	1705	577	33.8%



EMPLOYED: 48.2%

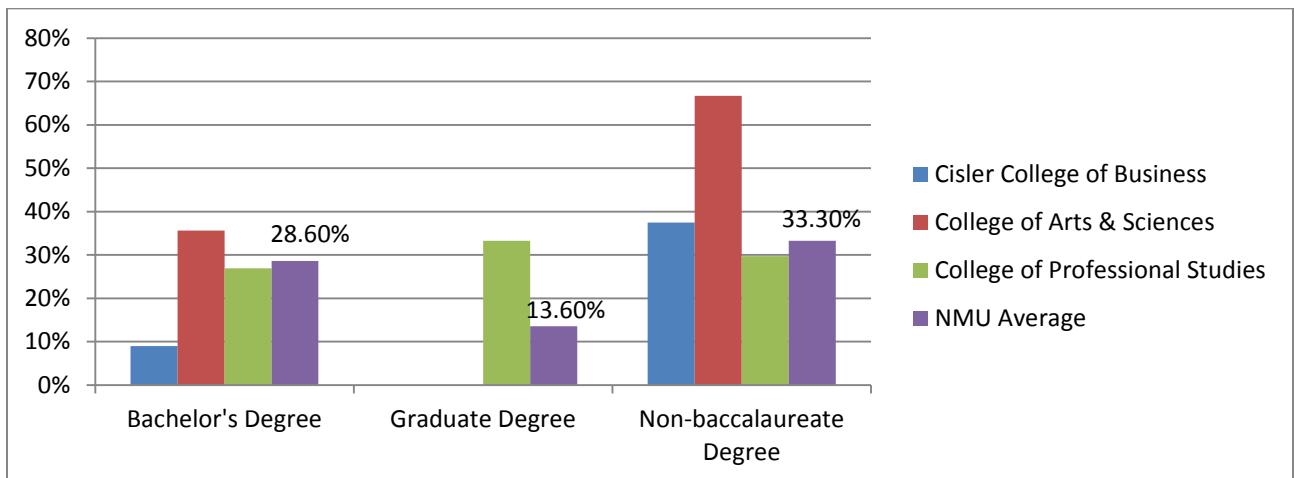
As the report illustrates, those responding to the survey indicate a very positive employment rate. While reviewing the following, note that the percentage employed combines those who indicate they are employed full-time and those indicating part-time employment.



It should also be noted that "Employed" and "Continuing Education" are not mutually exclusive choices for the respondent. For example, one can be counted twice - once for indicating that they are employed and once for indicating that they are (at the same time) continuing their education.

CONTINUING EDUCATION: 28.3%

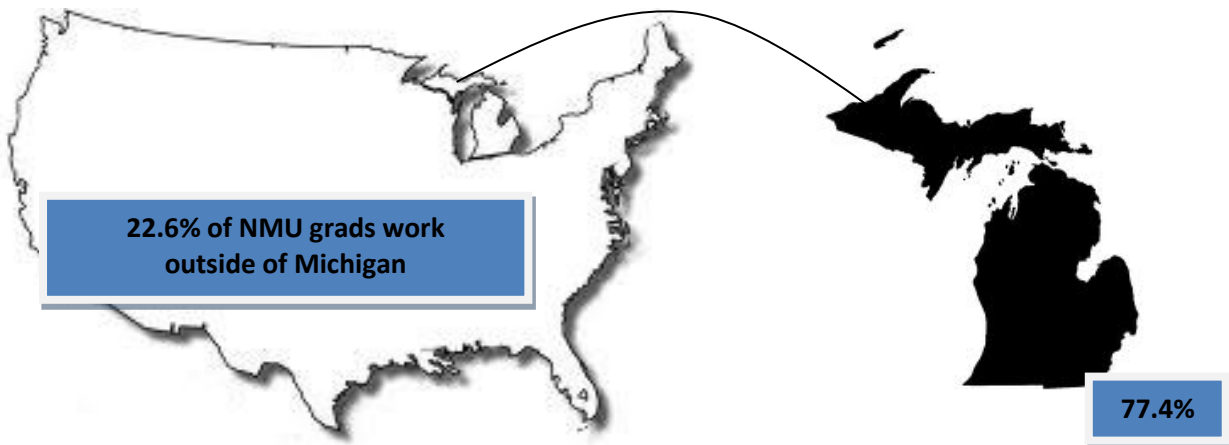
A total of 163 students reported that they would be continuing their education either part-time or full-time beyond graduation.



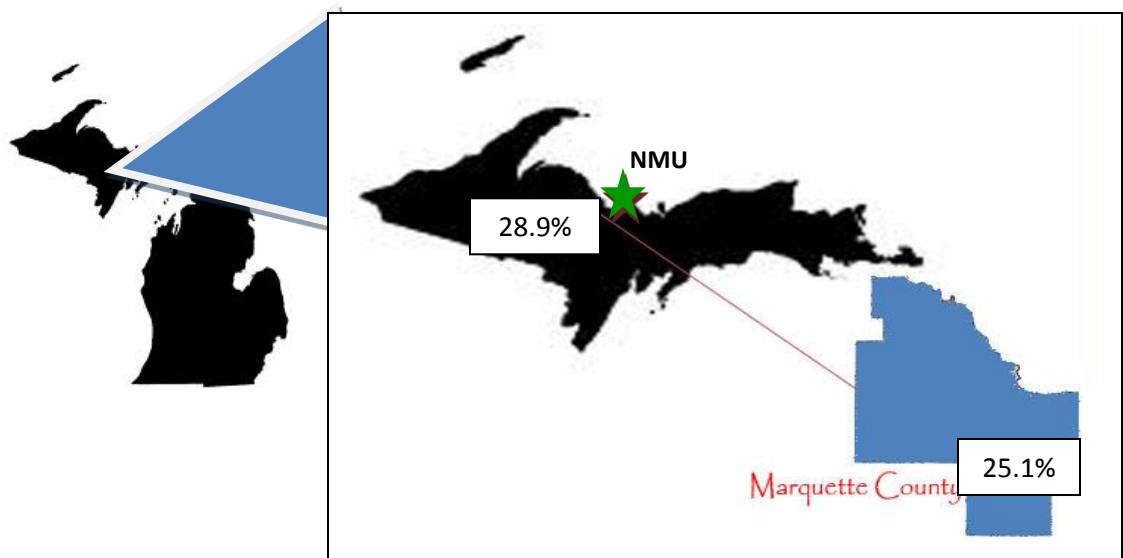
GEOGRAPHIC LOCATION

Michigan remains the state of choice for those indicating that they are employed. 77.43% of those who indicated that they are employed reported that they are employed in Michigan.

Degree	% Indicating Employment in MI	% Indicating Employment Outside MI
Bachelors Degree	76.0%	24.0%
Graduate Degree	90.9%	9.1%
Non-Baccalaureate Program	85.7%	14.3%
NMU TOTAL	77.4%	22.6%



Of the 48.4% of NMU grads that are employed, 28.9% work in the Upper Peninsula. 25.1% of those graduates are employed in Marquette County.



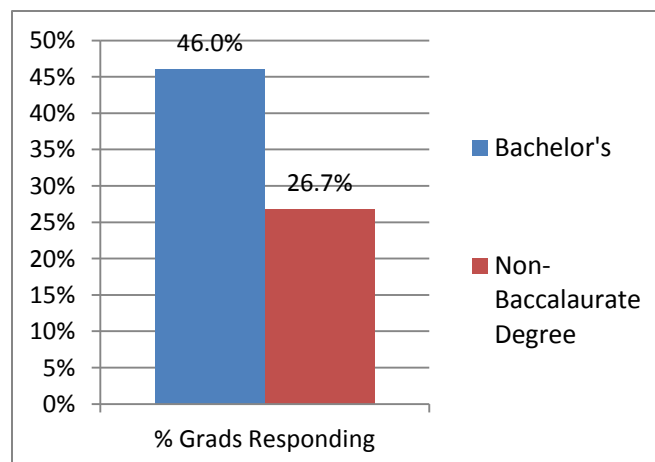
NORTHERN MICHIGAN UNIVERSITY
WALKER L. CISLER COLLEGE OF BUSINESS
AUGUST 2010 – MAY 2011

As you examine the Graduate Survey results, please note:

- “Graduating students” includes students who received a:
 - Master’s Degree
 - Bachelor’s Degree
 - Degree/Certification from a non-baccalaureate program
- Data was collected for students graduating in:
 - August 2010
 - December 2010
 - May 2011
- “Employed” and “Continuing Education” are not mutually exclusive choices on the NMU Graduate Survey. Therefore the cumulative percentages listed for these two choices may exceed 100 percent.
- If the percentages do not add up to 100 percent, some respondents to the survey have indicated that they are either “employed” and “continuing education” OR “unemployed” and “continuing education.”
- Percentages indicated are the percent of those responding to the survey.

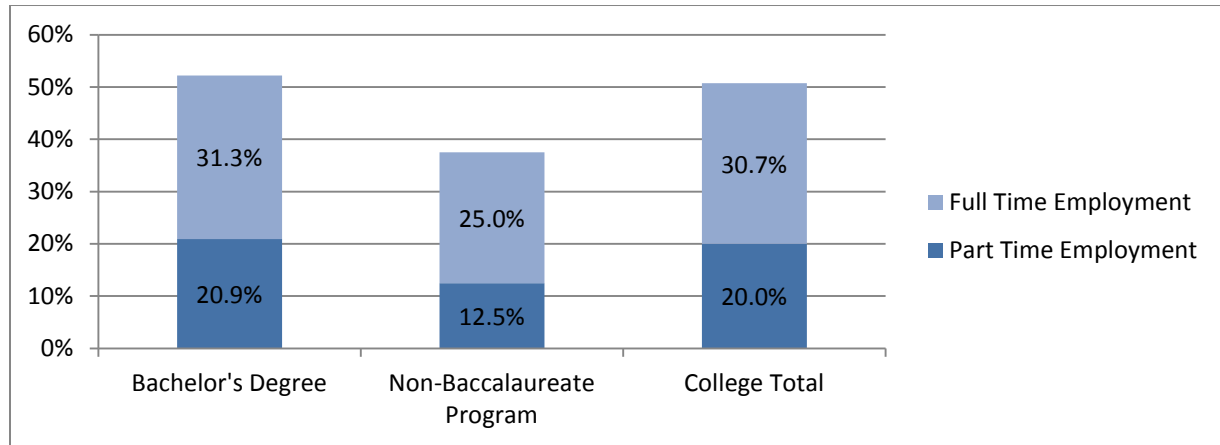
RESPONSE RATE: 42.9%

Career Services Staff has collected data from 75 of the 175 graduating students who received a bachelor’s or non-baccalaureate degree from the Walker L. Cisler College of Business for the specified timeframe. The total response rate for the Walker L. Cisler College of Business was 42.9%.



EMPLOYED: 50.7%

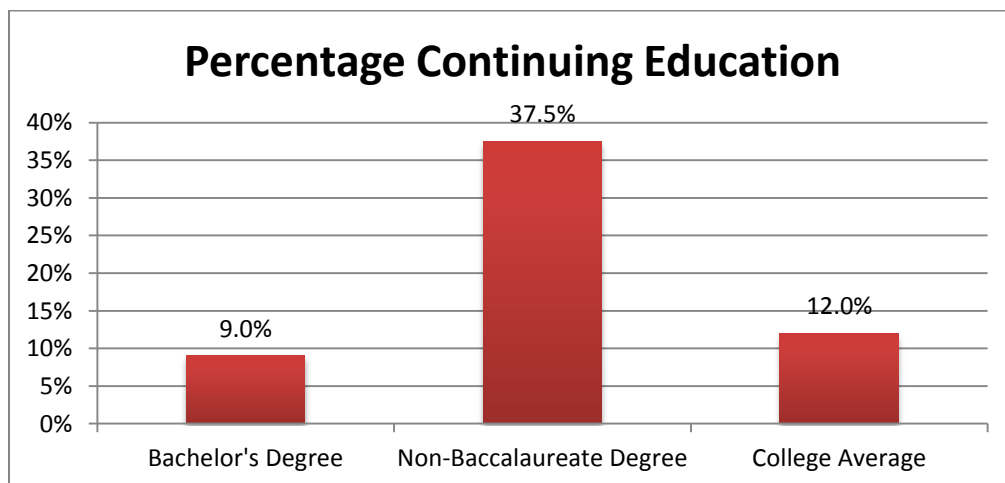
As the report illustrates, those responding to the survey indicate a very positive employment rate. While reviewing the following, note that the percentage employed combines those who indicate they are employed full-time and those indicating part-time employment.



It should also be noted that "Employed" and "Continuing Education" are not mutually exclusive choices for the respondent. For example, one can be counted twice - once for indicating that they are employed and once for indicating that they are (at the same time) continuing their education.

CONTINUING EDUCATION: 12%

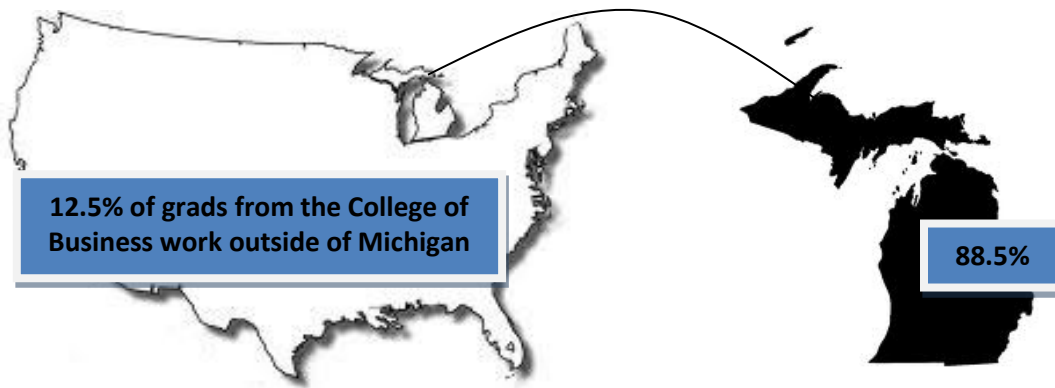
A total of 9 students reported that they would be continuing their education either part-time or full-time beyond graduation.



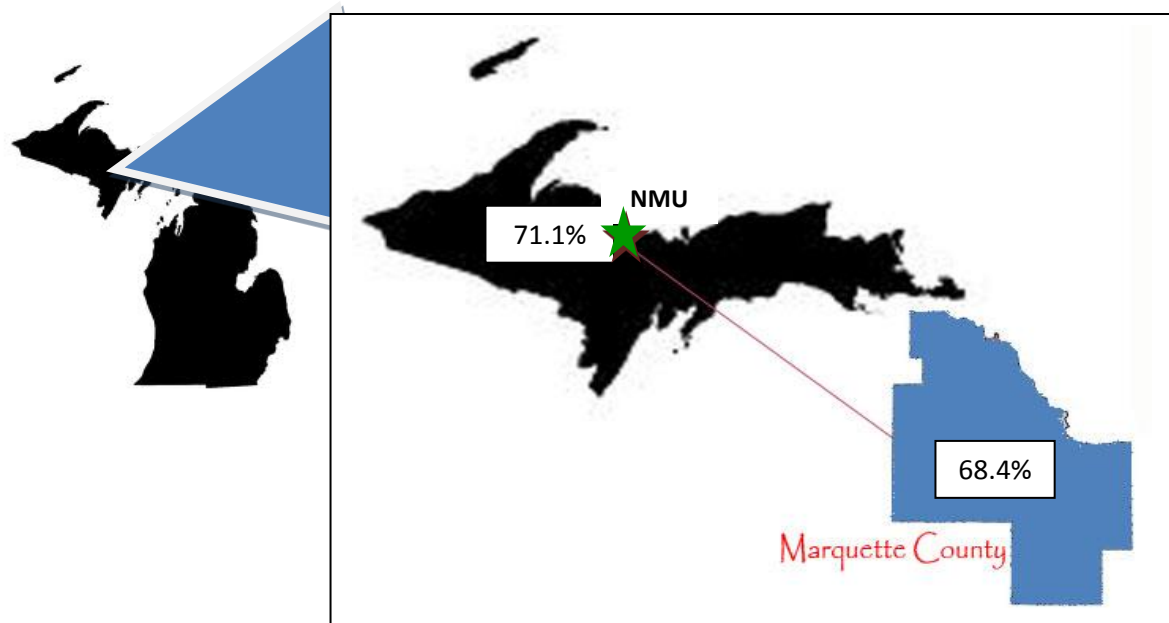
GEOGRAPHIC LOCATION

Michigan remains the state of choice for those indicating that they are employed. 88.5% of those graduates from the Walker L. Cisler College of Business who indicated that they are employed reported that they are employed in Michigan.

Degree	% Indicating Employment in MI	% Indicating Employment Outside MI
Bachelors Degree	87.5%	12.5%
Non-Baccalaureate Program	100.0%	0.00%
TOTAL	88.5%	12.5%



Of the 50.7% of NMU grads from the Walker L. Cisler College of Business that are employed, 71.1% work in the Upper Peninsula. 68.4% of those grads are employed in Marquette County.



NORTHERN MICHIGAN UNIVERSITY

COLLEGE OF ARTS & SCIENCE

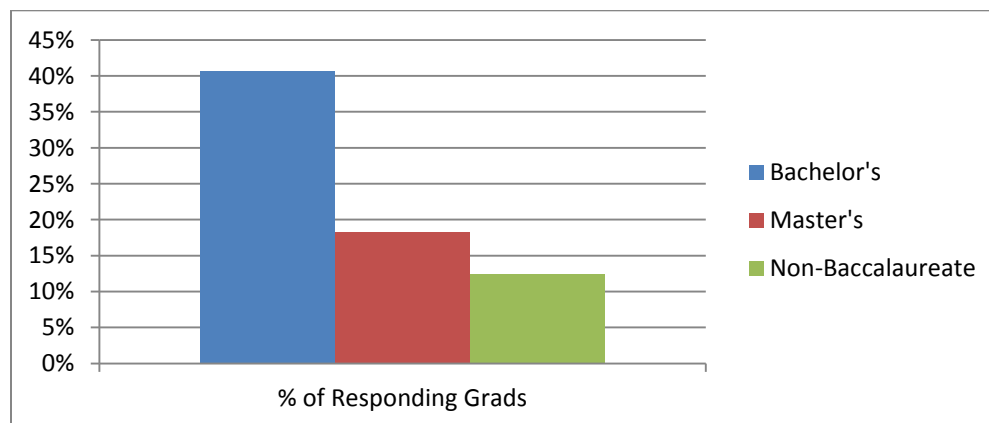
AUGUST 2010 – MAY 2011

As you examine the Graduate Survey results, please note:

- “Graduating students” includes students who received a:
 - Master’s Degree
 - Bachelor’s Degree
 - Degree/Certification from a non-baccalaureate program
- Data was collected for students graduating in:
 - August 2010
 - December 2010
 - May 2011
- “Employed” and “Continuing Education” are not mutually exclusive choices on the NMU Graduate Survey. Therefore the cumulative percentages listed for these two choices may exceed 100 percent.
- If the percentages do not add up to 100 percent, some respondents to the survey have indicated that they are either “employed” and “continuing education” OR “unemployed” and “continuing education.”
- Percentages indicated are the percent of those responding to the survey.

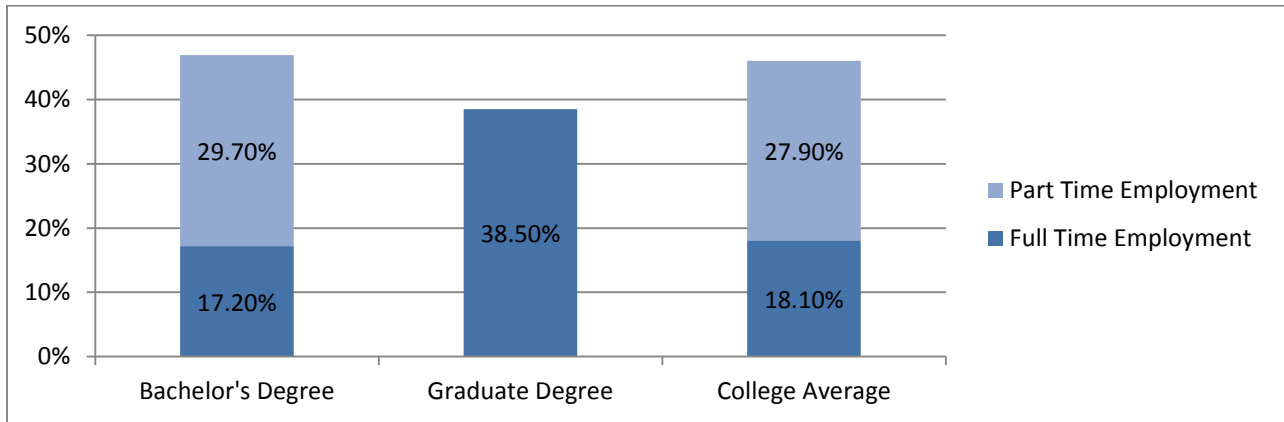
RESPONSE RATE: 36.9%

As the following report will illustrate, Career Services Staff has collected data from 253 of the 684 graduating students who received a master’s degree, bachelor’s degree, or degree from a non-baccalaureate program within the College of Arts & Science for the specified timeframe. The total response rate was 36.9%.



EMPLOYED: 45.5%

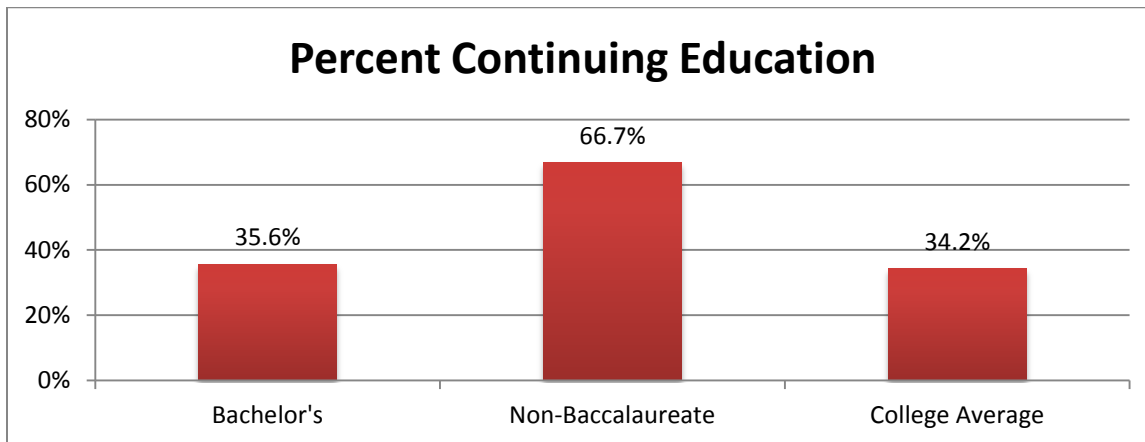
As the report illustrates, those responding to the survey indicate a very positive employment rate. While reviewing the following, note that the percentage employed combines those who indicate they are employed full-time and those indicating part-time employment.



It should also be noted that "Employed" and "Continuing Education" are not mutually exclusive choices for the respondent. One can, for example, be counted twice, once for indicating that they are employed and once for indicating that they are, at the same time, continuing their education.

CONTINUING EDUCATION: 34%

A total of 86 students reported that they would be continuing their education either part-time or full-time beyond graduation.



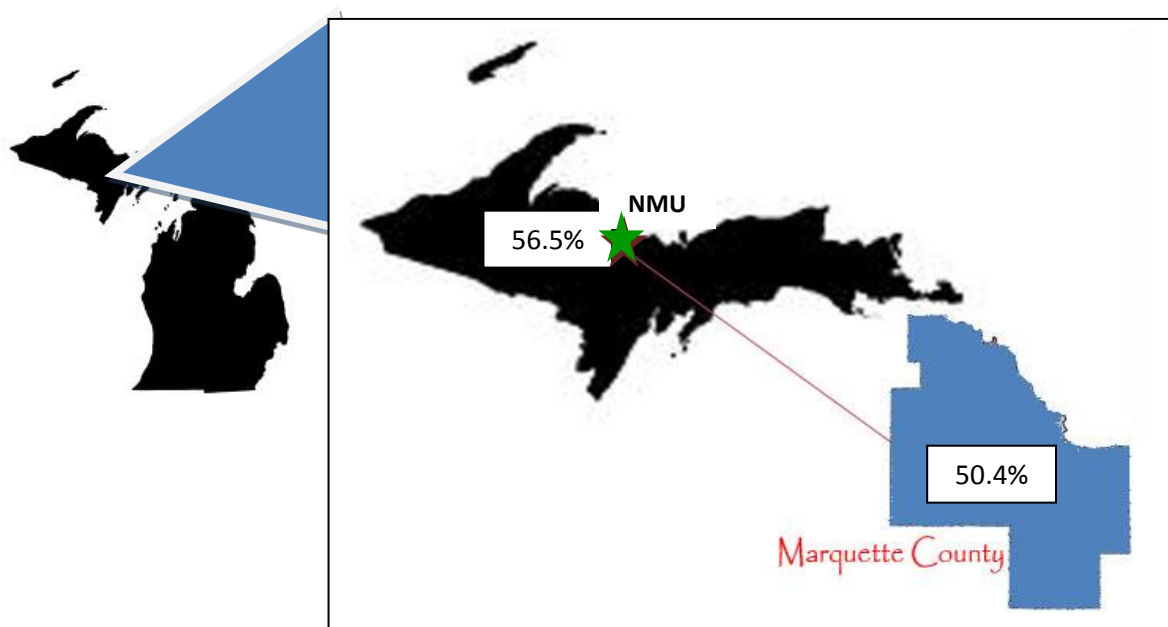
GEOGRAPHIC LOCATION

Michigan remains the state of choice for those indicating that they are employed. 77.5% of those who indicated that they are employed reported that they are employed in Michigan.

Degree	% Indicating Employment in MI	% Indicating Employment Outside MI
Bachelors Degree	76.5%	23.5%
Graduate Degree	100.0%	0.00%
Non-Baccalaureate Program	N/A	N/A
NMU TOTAL	77.5%	22.5%



Of the 45.5% of graduates from the College of Arts & Sciences that are employed, 56.5% work in the Upper Peninsula, 50.4% of which are employed in Marquette County



NORTHERN MICHIGAN UNIVERSITY COLLEGE OF PROFESSIONAL STUDIES

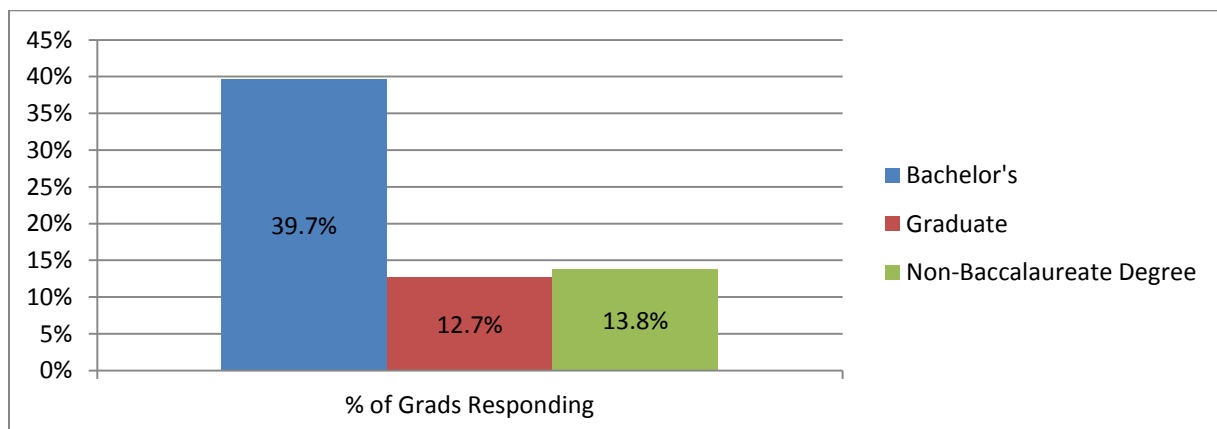
AUGUST 2010 – MAY 2011

As you examine the Graduate Survey results, please note:

- “Graduating students” includes students who received a:
 - Master’s Degree
 - Bachelor’s Degree
 - Degree/Certification from a non-baccalaureate program
- Data was collected for students graduating in:
 - August 2010
 - December 2010
 - May 2011
- “Employed” and “Continuing Education” are not mutually exclusive choices on the NMU Graduate Survey. Therefore the cumulative percentages listed for these two choices may exceed 100 percent.
- If the percentages do not add up to 100 percent, some respondents to the survey have indicated that they are either “employed” and “continuing education” OR “unemployed” and “continuing education.”
- Percentages indicated are the percent of those responding to the survey.

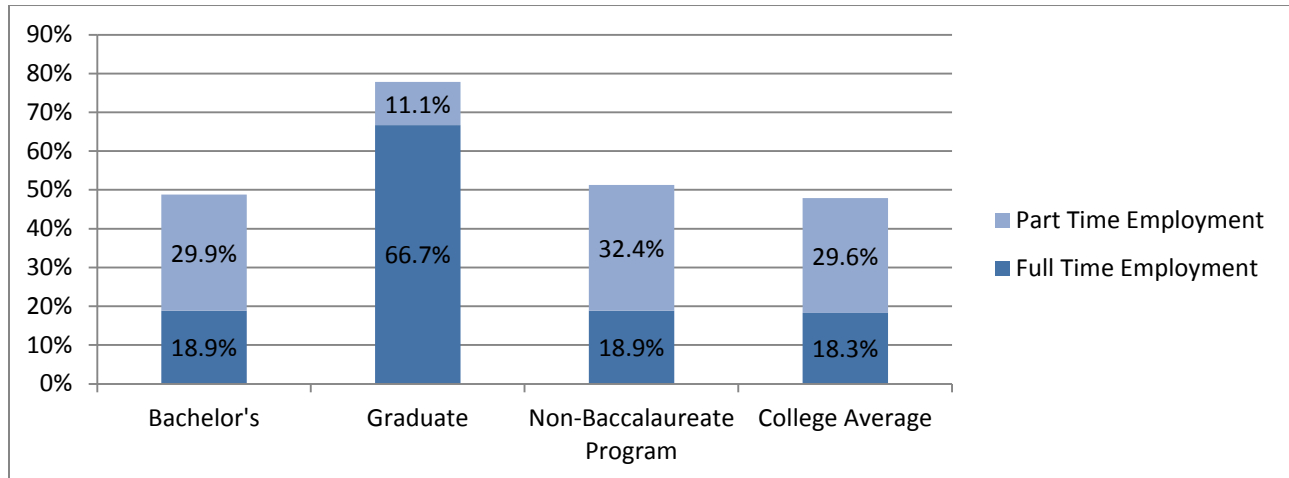
RESPONSE RATE: 28.6%

Career Services Staff has collected data from 247 of the 864 graduating students who received a master’s degree, bachelor’s degree, or degree from a non-baccalaureate program from the College of Professional Studies at Northern Michigan University for the specified timeframe. The total response rate was 28.6%.



EMPLOYED: 47.9%

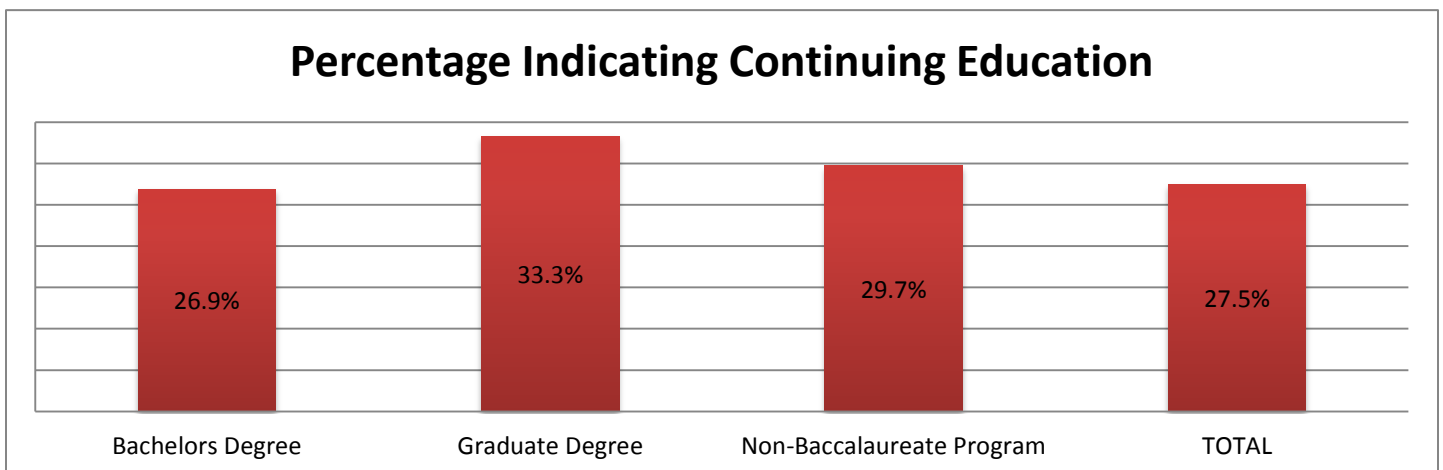
As the report illustrates, those responding to the survey indicate a very positive employment rate. While reviewing the following, note that the percentage employed combines those who indicate they are employed full-time and those indicating part-time employment.



It should also be noted that "Employed" and "Continuing Education" are not mutually exclusive choices for the respondent. One can, for example, be counted twice, once for indicating that they are employed and once for indicating that they are, at the same time, continuing their education.

CONTINUING EDUCATION: 27.5%

A total of 68 students reported that they would be continuing their education either part-time or full-time beyond graduation.



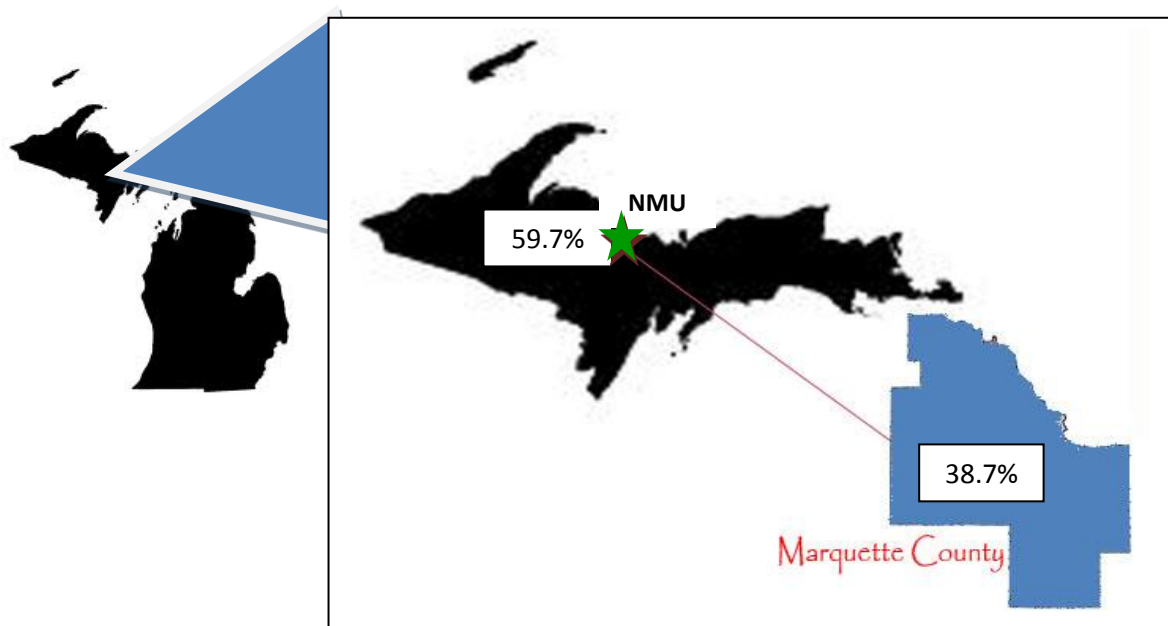
GEOGRAPHIC LOCATION

Michigan remains the state of choice for those indicating that they are employed. 74.6% of those who indicated that they are employed reported that they are employed in Michigan.

Degree	% Indicating Employment in MI	% Indicating Employment Outside MI
Bachelors Degree	72.0%	27.9%
Graduate Degree	85.7%	14.3%
Non-Baccalaureate Program	83.3%	16.7%
NMU TOTAL	74.6%	25.4%



Of the 50.2% of graduates from the College of Professional Studies that are employed, 59.7% work in the Upper Peninsula, 38.7% of which are employed in Marquette County



APPENDIX A: DEPARTMENTS REPRESENTED IN EACH COLLEGE

College of Arts & Sciences

- School of Art and Design
- Biology
- Chemistry
- Communication and Performance Studies
- Economics
- English
- Geography
- History
- Modern Languages and Literatures
- Mathematics and Computer Science
- Music
- Philosophy
- Physics
- Political Science and Public Administration
- Psychology
- Center for Economic Education and Entrepreneurship
- Center for Native American Studies
- Center for Upper Peninsula Studies

Walker L. Cisler College of Business

College of Professional Studies

- School of Nursing
- School of Education
- School of Technology and Applied Sciences
- Clinical Sciences
- Continuing Education & Workforce Development
- Criminal Justice
- Engineering Technology
- Health, Physical Education and Recreation
- Military Science
- Sociology and Social Work
- Technology and Occupational Sciences
- Seaborg Center

APPENDIX B: MAJORS REPRESENTED IN EACH DEGREE TYPE

[Non-Baccalaureate Degrees] [Bachelor's Degrees] [Graduate Degrees]

Non-Baccalaureate Degrees

Associate Degree

- Applied Child Development - Associate of Applied Science
- Art and Design Major - Associate of Applied Arts
- Automotive Service Technology - Associate of Technology
- Aviation Maintenance Technology - Associate of Applied Science
- Building Technology - Associate of Applied Science
- Climate Control Technology - Associate of Applied Science
- Clinical Laboratory Technology - Associate of Applied Science
- Computer Information Systems - Associate of Business
- Computer Numerical Control Technology - Associate of Applied Science
- Criminal Justice - Associate of Science
- Electrical Technology - Associate of Applied Science
- Engineering Design - Associate of Applied Science
- Food Service Management - Associate of Technology
- General Business - Associate of Business
- General University Studies - Associate of Applied Science
- Health Information Processing - Associate of Business
- Industrial Maintenance Technology - Associate of Applied Science
- Law Enforcement - Associate of Applied Science
- Liberal Arts and Sciences - Associate of Arts

- Office Information Assistant - Associate of Business
- Radiography - Associate of Applied Science
- Respiratory Therapy - Associate of Applied Science
- Surgical Technology - Associate of Applied Science

Diplomas

- Advanced Law Enforcement Diploma
- Collision Repair Technology Diploma
- Electrical Line Technician Diploma
- Local Corrections Diploma

Certifications

- Cosmetology Instructor Certification
- French Certification
- German Certification
- Labor Leadership Certification
- Portuguese Certification
- Spanish Certification

Certificates

- Automotive Service Certificate
- Aviation Maintenance Technology Certificate
- Clinical Assistant Certificate
- Computer Numerical Control Technician Certificate
- Cosmetology Certificate
- Geographic Information Systems Certificate
- Heating, Ventilation, Air Conditioning and Refrigeration (HVACR) Certificate
- Office Services Certificate
- Plastic Injection Technology Certificate (Temporarily Suspended)
- Practical Nursing Certificate (Temporarily Suspended)
- Special Studies Certificate
- Welding Certificate

Bachelor Degrees

- Accounting Major
- Accounting/Computer Information Systems Major
- Accounting/Corporate Finance Major
- Accounting/Financial Planning Major
- Art and Design - B.F.A. Requirements: Ceramics
- Art and Design - B.F.A. Requirements: Digital Cinema
- Art and Design - B.F.A. Requirements: Drawing and Painting
- Art and Design - B.F.A. Requirements: Electronic Imaging
- Art and Design - B.F.A. Requirements: Furniture Design
- Art and Design - B.F.A. Requirements: Graphic Communication
- Art and Design - B.F.A. Requirements: Human Centered Design
- Art and Design - B.F.A. Requirements: Illustration
- Art and Design - B.F.A. Requirements: Jewelry, Metalsmithing and Blacksmithing
- Art and Design - B.F.A. Requirements: Photography
- Art and Design - B.F.A. Requirements: Printmaking
- Art and Design - B.F.A. Requirements: Sculpture
- Art and Design - B.F.A. Requirements: Woodworking
- Art and Design Education Major
- Art and Design Major - Bachelor of Fine Arts
- Art and Design Major - Bachelor of Science
- Art History Major - Bachelor of Arts or Bachelor of Science
- Athletic Training Major
- Biochemistry Major
- Biology - General Major
- Biology Major - Ecology Emphasis
- Biology Major - Microbiology Emphasis
- Biology Major - Physiology Emphasis
- Botany Major
- Business Computer Information Systems Major
- Chemistry Major (ACS Certified)
- Clinical Health Science Major
- Clinical Laboratory Science Major
- CLS Concentration: Anatomic Pathology
- CLS Concentration: Clinical Systems Analyst
- CLS Concentration: Diagnostic Genetics
- CLS Concentration: Laboratory Medicine
- CLS Concentration: Microbiology
- CLS Concentration: Science Technologist
- Communication Studies Major
- Community Health Education Major
- Computer Science Major
- Construction Management
- Criminal Justice Major
- Early Childhood Major
- Earth Science Major
- Economics Major
- Electronic Journalism Major
- Electronics Engineering Technology Major
- Elementary Education - Two Minors
- Elementary Education English Major
- Elementary Education Integrated Science Major
- Elementary Education Language Arts Major
- Elementary Education Mathematics Major
- Elementary Education Social Studies Major
- Elementary Education Special Education Major
- English Graduate Bound Major
- English Major
- English Writing Major
- Entertainment and Sports Promotion Major
- Entrepreneurship Major
- Environmental Conservation Major
- Environmental Science Major
- Finance and Risk Management Major
- Forensic Biochemistry Major
- French Major
- General Psychology Major
- Geographic Information Science Major
- German Studies Major
- History Major
- Hospitality Management
- Human Geography Major
- Individually Created Programs (ICP)/Individualized Studies
- Industrial Technologies Major
- Integrated Science Major with Biology Minor (Option 1)

- Integrated Science Major with Chemistry Minor (Option II)
- Integrated Science Major with Earth Science Minor (Option III)
- Integrated Science Major with Physics Minor (Option IV)
- International Studies Major
- Liberal Arts and Sciences Major - Option 1
- Liberal Arts and Sciences Major - Option 2
- Loss Prevention Management Major
- Management Major
- Management of Health and Fitness Major
- Marketing Major
- Mathematics Major
- Mechanical Engineering Technology Major
- Media Production and New Technology Major
- Music Major
- Network Computing Major
- Nursing Major
- Outdoor Recreation Leadership and Management Major
- Philosophy Major
- Physical Education - Coaching Major
- Physical Geography Major
- Physics Major
- Planning Major
- Political Science / Pre-Law Major
- Political Science Major
- Psychology/Behavior Analysis Major
- Psychology/Graduate School Preparation Major
- Public Administration Major
- Public Relations Major
- RN to Baccalaureate Nursing Major
- Secondary Education Biology Major
- Secondary Education Chemistry Major
- Secondary Education Earth Science Major
- Secondary Education Economics Major
- Secondary Education English Major
- Secondary Education French Major
- Secondary Education Geography Major
- Secondary Education Health Education Major
- Secondary Education History Major
- Secondary Education Industrial Technology Major
- Secondary Education Integrated Science Major
- Secondary Education Mathematics Major
- Secondary Education Music Major
- Secondary Education Physical Education Major
- Secondary Education Physics Major
- Secondary Education Political Science Major
- Secondary Education Social Studies Major
- Secondary Education Spanish Major
- Secondary Education Special Education Major
- Ski Area Business Management Major
- Social Work Major
- Sociology in Liberal Arts Major
- Sociology Major
- Spanish Major
- Speech, Language and Hearing Sciences Major
- Sports Science Major
- Technical Communications Major
- Theatre Major
- Zoology Major

Graduate Degrees

- Master of Arts in English
- Master of Arts in Education
- Master of Fine Arts
- Master of Individualized Studies
- Master of Public Administration
- Master of Science
- Master of Business Administration
- Master of Science in Nursing