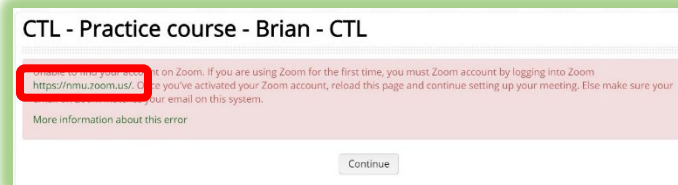


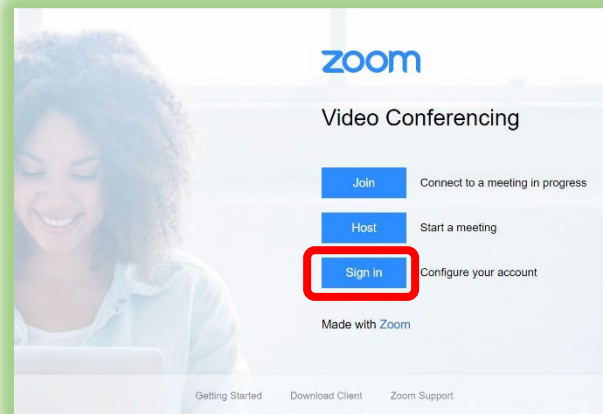
Creating a Zoom Account

When using Zoom for the first time, you will need to create an account. You will be prompted from EduCat if you don't already have an account.


1. After creating a Zoom link in EduCat, you will be prompted to create an account if you have not already. **Click** on the link in the message.



2. That link will take you to the Zoom website. From there you will need to **click** on the **Sign in**.



3. You will then be redirected to NMU's sign in for Zoom. Log in with your NMU credentials. This will send you to the nmu.zoom.us page where you can manage your account and use Zoom outside of EduCat if desired.



4. Back in EduCat, you can then **Continue** to use Zoom.

