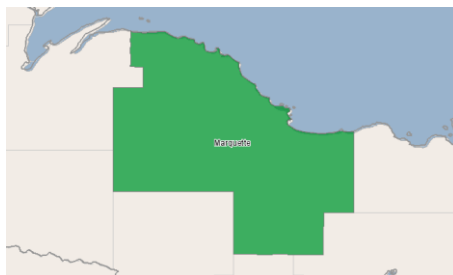


Northern Michigan University
Center for Economic Education and Entrepreneurship

Tawni Hunt Ferrarini, Ph.D.
Sam M. Cohodas Professor
ceee@nmu.edu

2007 – 15 Marquette County: Competency (Knowledge) Report



With special thanks to Michigan Works! The Job Force Board
2950 College Avenue
Escanaba, Michigan 49829
906.789.0558

Economic Modeling Specialists, Inc. www.economicmodeling.com

EMSI

Region Info

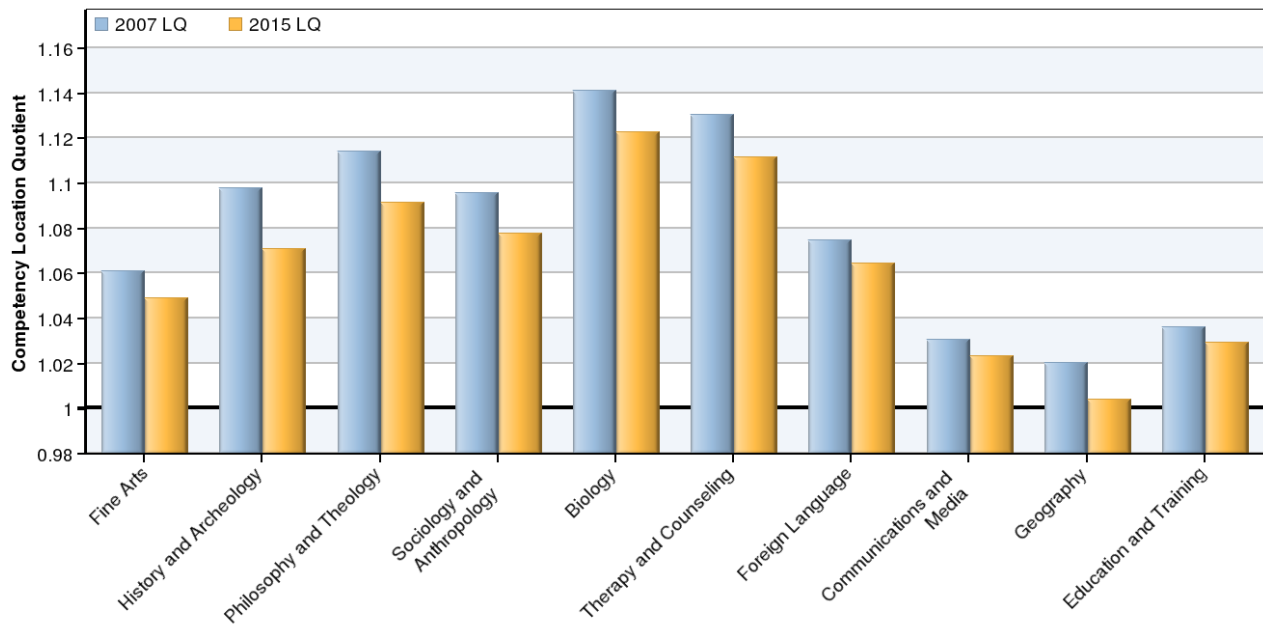
Region: Marquette County

County Areas: Marquette, Michigan (26103)

Selected Competencies

Selected Competencies	Area
Fine Arts	Knowledge
History and Archeology	Knowledge
Philosophy and Theology	Knowledge
Sociology and Anthropology	Knowledge
Biology	Knowledge
Therapy and Counseling	Knowledge
Foreign Language	Knowledge
Communications and Media	Knowledge
Geography	Knowledge
Education and Training	Knowledge
Psychology	Knowledge
Medicine and Dentistry	Knowledge
English Language	Knowledge
Computers and Electronics	Knowledge
Food Production	Knowledge
Law and Government	Knowledge
Personnel and Human Resources	Knowledge
Sales and Marketing	Knowledge
Chemistry	Knowledge
Clerical	Knowledge
Mathematics	Knowledge
Administration and Management	Knowledge
Customer and Personal Service	Knowledge
Economics and Accounting	Knowledge
Physics	Knowledge
Telecommunications	Knowledge
Public Safety and Security	Knowledge
Design	Knowledge
Engineering and Technology	Knowledge
Transportation	Knowledge
Production and Processing	Knowledge
Mechanical	Knowledge
Building and Construction	Knowledge

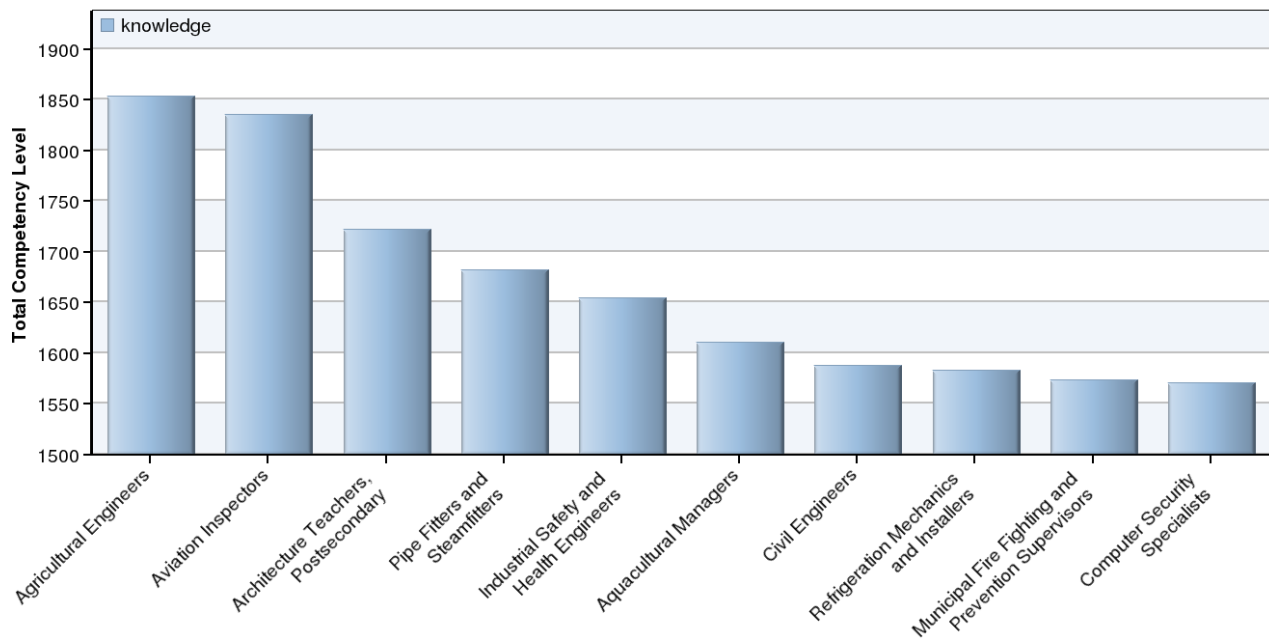
Competency Concentration



Competency	Competency Area	2007 LQ	2015 LQ
Fine Arts	Knowledge	1.06	1.05
History and Archeology	Knowledge	1.10	1.07
Philosophy and Theology	Knowledge	1.11	1.09
Sociology and Anthropology	Knowledge	1.10	1.08
Biology	Knowledge	1.14	1.12
Therapy and Counseling	Knowledge	1.13	1.11
Foreign Language	Knowledge	1.07	1.06
Communications and Media	Knowledge	1.03	1.02
Geography	Knowledge	1.02	1.00
Education and Training	Knowledge	1.04	1.03
Psychology	Knowledge	1.07	1.06
Medicine and Dentistry	Knowledge	1.19	1.18
English Language	Knowledge	1.02	1.02
Computers and Electronics	Knowledge	1.00	0.99
Food Production	Knowledge	1.04	1.06
Law and Government	Knowledge	1.00	1.00
Personnel and Human Resources	Knowledge	1.01	1.01
Sales and Marketing	Knowledge	0.96	0.96
Chemistry	Knowledge	1.08	1.08
Clerical	Knowledge	0.98	0.98
Mathematics	Knowledge	1.00	0.99
Administration and Management	Knowledge	0.99	0.99
Customer and Personal Service	Knowledge	1.00	1.00
Economics and Accounting	Knowledge	0.95	0.95
Physics	Knowledge	1.04	1.03
Telecommunications	Knowledge	1.00	1.00
Public Safety and Security	Knowledge	1.00	1.00
Design	Knowledge	0.94	0.94
Engineering and Technology	Knowledge	0.97	0.97
Transportation	Knowledge	0.97	0.97
Production and Processing	Knowledge	0.92	0.94
Mechanical	Knowledge	0.97	0.98
Building and Construction	Knowledge	0.92	0.92

Source: U.S. Department of Labor / Employment and Training Administration, O*NET database version 13.

Top Occupations Requiring Selected Competencies



O*NET Code	Name	2007 Jobs	2015 Jobs	Change	% Change	Current Hourly Earnings
17-2021.00	Agricultural Engineers	0	0	0	0%	\$0.00
53-6051.01*	Aviation Inspectors*	<10	<10	--	--	--
25-1031.00*	Architecture Teachers, Postsecondary*	453	527	74	16%	\$38.24
47-2152.01*	Pipe Fitters and Steamfitters*	146	153	7	5%	\$18.64
17-2111.01*	Industrial Safety and Health Engineers*	<10	<10	--	--	--
11-9011.03*	Aquacultural Managers*	28	28	-1	-2%	\$9.64
17-2051.00	Civil Engineers	64	60	-4	-7%	\$29.62
49-9021.02*	Refrigeration Mechanics and Installers*	51	54	2	5%	\$23.91
33-1021.01*	Municipal Fire Fighting and Prevention Supervisors*	17	16	0	-3%	\$34.59
15-1071.01*	Computer Security Specialists*	45	48	3	7%	\$26.15

Source: EMSI Complete Employment - 3rd Quarter 2009

* The selected O*NET occupation does not map directly to SOC labor market data. For this reason, jobs, earnings, and growth data for this occupation include other, related O*NET occupations. These numbers, therefore, should be seen as estimates only - the jobs and job change values are probably overstated.

Data Sources and Calculations

Competency Data

The competency data in this report is taken directly from the O*NET database.

Occupation Data

Organizing regional employment information by occupation provides a workforce-oriented view of the regional economy. EMSI's occupation data are based on EMSI's industry data and regional staffing patterns taken from the Occupational Employment Statistics program (U.S. Bureau of Labor Statistics). Wage information is partially derived from the American Community Survey. The occupation-to-program (SOC-to-CIP) crosswalk is based on one from the U.S. Department of Education, with customizations by EMSI.

State Data Sources

This report uses state data from the following agencies: Michigan Department of Labor and Economic Growth, Bureau of Labor Market Information and Strategic Initiatives.